



Promat



# Promat MASTERBOARD®

*The Versatile Board*



## Promat MASTERBOARD® Introduction



Promat MASTERBOARD® is a versatile Class 0 building board suitable for use in a wide range of both internal and semi-exposed applications. It is the only board to have BBA certification and over 30 years of proven and tested fire protection performance.

Promat MASTERBOARD®	
Building Regulations classification	Class 0
Fire protection	Up to 30 minutes
Thicknesses	6mm, 9mm, 12mm
Length x Width (mm)	2440 x 1220 (6mm, 9mm, 12mm), 2135 x 915 (6mm)
Nominal dry density (average) Kg/m <sup>3</sup>	1000
Moisture Resistance	Semi-exposed/Resistant to the effects of moisture
Designation	Calcium silicate
Combustibility	Limited combustibility and Euroclass A2
Ease of fix/decoration	Excellent
Frame	Any standard timber or steel stud
Finish - Front face	Smooth, unsanded
Finish - Back face	Sanded
Cutting	Conventional woodworking equipment. For rough cutting, 6mm sheets can be scored and snapped
Edges	Square or rebated edge (9mm only) panels
Certification	BBA 90/2500

### APPLICATIONS

- Partitions
- Ceilings
- Swimming pool ceilings and wall linings
- Wall and roof linings
- Soffit, porch or canopy linings
- Service duct and pipe covers
- Boiler and airing cupboard linings
- Door upgrades
- Tile backing
- Wet rooms



### Promat MASTERBOARD® FOR SWIMMING POOLS

Promat MASTERBOARD® has been successfully installed, as part of a system, to form a ceiling and wall lining in swimming pools throughout the UK and Ireland.

Promat MASTERBOARD® is fixed to a treated metal support structure using corrosion resistant screws. Promat MASTERBOARD® is rebated on four sides, allowing the joints to be filled with Promat MOISTURE RESISTANT JOINT FILLER and then coated with a specialist moisture resistant coating incorporating a joint reinforcement mesh. This coating system not only provides the final decorative finish but also forms a vapour control layer to help reduce the risk of condensation and provides a hygienic biocidal surface which prevents the growth of bacteria and mould.

For full recommendation details, please contact the Promat Customer Relations Team on 01344 381 400.

# Promat MASTERBOARD® Performance

---

Promat MASTERBOARD® provides up to 30 minutes fire protection, is resistant to the effects of moisture, will not physically deteriorate when used in damp or humid conditions and can withstand high temperatures and frequent temperature changes.

## FIRE PERFORMANCE

- Up to 30 minutes fire resistance
- Limited combustibility
- Class 0 Building Regulations classification

## MOISTURE RESISTANCE

- Promat MASTERBOARD® retains its excellent dimensional stability even in damp and humid conditions and can be installed at an early stage in the construction programme, before the building is weather tight. It can also be used for semi-exposed applications and can be left undecorated.

## IMPACT RESISTANCE

- Promat MASTERBOARD® has good impact resistance and can be used in a range of industrial applications.

## BIOLOGICAL AND CHEMICAL RESISTANCE

- Promat MASTERBOARD® is resistant to mould growth, most chemicals and attack by rodents and insects.

## EASY TO WORK, FIX AND DECORATE

- Promat MASTERBOARD® is easy to install and can be cut, drilled and fixed in the same way as timber products. with no special tools required.

## ENVIRONMENTAL

- Water used in manufacturing is re-circulated in a closed system and most waste material can be re-used.


## HEALTH AND SAFETY

- Promat MASTERBOARD® is not classified as a dangerous substance and can be placed in an on-site skip with other general building waste.

## CERTIFICATION

- BBA certified (BBA Certificate No. 90/2500)
- Fire test specifications backed by independent assessment and certification.
- Promat MASTERBOARD® is compliant with all relevant EU legislation (ETA No. 09.0250)
- All our products are manufactured in accordance with an ISO 9001 accredited quality management system, an ISO 14001 accredited environmental management system and an OHSAS 18001 accredited health and safety management system.

## Promat MASTERBOARD® Working, Fixing, Decorating



### GENERAL INSTALLATION GUIDANCE

Promat MASTERBOARD® must be supported at maximum 610mm centres in one direction and all board joints must be supported. Fixings should be minimum 12mm from the edge of the board and 40mm from corners. For general purpose use the boards should be fixed back to supports at 300mm centres. For fire resistant specifications or when tiling, the appropriate fixings and centres should be used. Support and fixing centres may need to be reduced according to impact or wind loading requirements, please contact Promat Customer Relations for more details.

The most economical method of fastening is to use pneumatic nailing and stapling equipment. Nails can be driven directly through boards without pre-drilling, providing the back face of the board is fully supported. Panel pins, oval or lost head nails should not be used. As an alternative, M4 screws can be used (please note that 6mm boards can not be countersunk). 9mm thick boards can be supplied with rebated edges for areas where flush jointing is required.

In areas of high humidity, corrosion resistant fixings should be used.

### CUTTING

- Promat MASTERBOARD® can be worked with conventional woodworking equipment although the use of hand saws with hardened teeth is recommended.
- Promat MASTERBOARD® greater than 6mm thickness may be more easily cut using a power circular saw in conjunction with tungsten carbide tipped blades, or a jigsaw.
- For rough cutting, 6mm sheets can be deeply scribed and broken over a straight edge ('score and snap').

### DRILLING

- Use normal low or high speed drills.
- Place scrap board under drilling location for clean hole.

### SMOOTHING AND SANDING

- Smooth cut edges with a surform, plane, rasp or file.
- Sand with conventional papers. Garnet paper is best for fine sanding.

Promat materials provide a surface ready to receive most forms of decoration. Where finishes such as wallpaper are to be used, application can be made easier by first sealing the board with a proprietary sealer or paint.





# Promat MASTERBOARD® Working, Fixing, Decorating

## PLASTERING

- Promat fire protection boards have a high suction and therefore it is generally difficult to apply gypsum plaster. If plastering is essential please follow the guidance below.
- It is recommended that a small test area is plastered initially to ensure that the boards have been adequately sealed. It is advisable that a self-adhesive glass or hessian scrim is applied over joints and internal angles. Paper jointing tape is not recommended.

If a skim coat is desired:

- Apply a sealing coat of diluted universal primer/PVA (1 part PVA and 5 parts water).
- Sealing coat should be allowed to dry thoroughly (approximately 24 hours).
- Apply bonding coat (3 parts PVA and 1 part water).
- Apply plaster skim (maximum 5mm thick) while the bonding coat is wet and tacky.
- The plaster manufacturers recommendations for skimming onto high suction surfaces should be followed at all times.

## TILING

- Promat MASTERBOARD® can be tiled with ceramic, marble, granite and natural stone tiles (maximum tile weight 30kg/m<sup>2</sup>).
- The minimum board thickness to be used should be 9mm. The boards should be sealed on both faces with PVA or watered down tile adhesive and allowed to dry.
- Vertical timber supports (minimum 50mm x 50mm) or steel studs should be installed at maximum 400mm centres and all board joints must be supported.
- Fix the boards, preferably with back (textured) face outwards, to the supports at 200mm centres. The screws should be countersunk and corrosion resistant.
- The tiles should then be fixed using standard tile adhesive.

## DECORATIVE COATINGS

Decorative coatings applied to the surface of Promat board products should comply with the requirements of Approved Document B (Appendix A) of the Building Regulations, in terms of contribution to the fire loading and the rate of surface spread of flame.

Surfaces should be dry, free of oil, loose surface layers and dust. If required, screw holes and board joints may be filled with Promat READY-MIXED JOINT FILLER and sanded accordingly.

## PAINTING

Typically water-based paints such as emulsions, may be used with a watered down first coat to seal the surface. Alternatively, other paint types may require a proprietary sealer, primer or undercoat, depending upon the paint system. Consult with the paint manufacturers for their recommendations for use on calcium silicate boards.

## PAPERING

- When papering Promat MASTERBOARD®, size the surface to seal against suction and improve slip, then hang papers or vinyls in the normal way.

## HANDLING AND STORING Promat MASTERBOARD®

- Carry boards on edge, do not drop on corners.
- Store fully protected from weather on a flat base, clear of ground.
- Fully support boards across width at not more than 1m centres.

## HEALTH AND SAFETY

A safety data sheet is available from the Promat Customer Relations Team and, as with any other materials, should be read before working with the board.

The board is not classified as a dangerous substance and so no special provisions are required regarding the carriage and disposal of the product to landfill.

They can be placed in an on-site skip with other general building waste which should be disposed of by a registered contractor. Promat MASTERBOARD® is not load-bearing.

Further details on Promat MASTERBOARD® applications can be found by visiting:

[www.promat.co.uk/builders-guide](http://www.promat.co.uk/builders-guide)




## Promat MASTERBOARD® Case Studies

### Promat MASTERBOARD® CREATES A WAVE AT WHITE'S HOTEL

The well-known and popular White's Hotel, located in the centre of Wexford town, has been transformed recently with a massive refurbishment and extension programme. Part of the extension was the leisure and fitness facility, which includes a fantastic leisure swimming pool.

The pool hall and some surrounding areas such as the changing and shower rooms, feature the Promat Swimming Pool Ceiling and Wall Lining System. This system is based on the tried and tested combination of components from three manufacturers together providing a lining system suitable for use in the harsh and corrosive environment of a swimming pool hall. The system features a treated metal support system from Richter, the timeless moisture resistant calcium silicate board **Promat MASTERBOARD®**, from fire protection leaders Promat, and the seamless hygienic coating finishing system from Liquid Plastics Limited. The entire system is promoted and backed by Promat, with full technical support and backing from Richter and LPL.




### Promat at VICTORIA SQUARE

Promat has successfully supplied over 5000m<sup>2</sup> of 9mm thick **Promat MASTERBOARD®**, to provide the decorative soffits at the landmark Victoria Square Complex in Belfast.

The **Promat MASTERBOARD®**, moisture resistant soffit system was designed by Architects Building Design Partnership in Belfast to create both flat and vaulted soffits capable of surviving in the semi exposed atmospheric conditions.

The **Promat MASTERBOARD®**, system was rebated on four sides to allow the joints to be taped and filled using Promat MOISTURE RESISTANT JOINT FILLER creating a flat joint free surface suitable for the application of a moisture resistant external grade paint finish. This paint finish is designed to prevent the growth of mould and bacteria on the surface of the board while also providing a decorative light reflective coating.



# Promat



**Promat UK Limited**

The Sterling Centre, Eastern Road, Bracknell, Berkshire RG12 2TD

Telephone: 01344 381300 Fax: 01344 381301

[www.promat.co.uk](http://www.promat.co.uk)

an **etex** company