












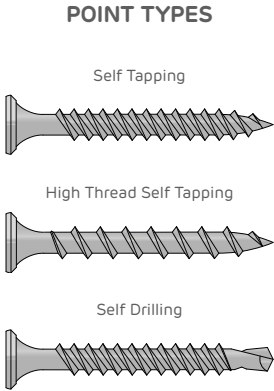


SINIAT SCREW
SELECTION GUIDE

All Siniat Drywall Screws are CE marked
and compliant with BS EN 14566.

	SUBSTRATE		
PLASTERBOARD	RX / B GAUGE	W / Y GAUGE	TIMBER
Standard Board Vapour Board Moisture Board Contour Board Fire Board E Board Acoustic	 GTEC Self Tapping	 GTEC Self Drilling	 GTEC High Thread
Siniat LaDura Siniat Megadeco Siniat Universal Board Siniat Securtex dB Board	 GTEC Performance Self Tapping	 GTEC Self Drilling	 GTEC High Thread
Siniat Aqua Board Siniat Weather Defence	 GTEC Wet Area Self Tapping	 GTEC Wet Area Self Drilling	 GTEC Wet Area High Thread

	SUBSTRATE	
METAL	RX / B GAUGE	W / Y GAUGE
RX / B Gauge	 GTEC Screw Self Tapping	 GTEC Screw Self Drilling
W / Y Gauge	 GTEC Screw Self Drilling	 GTEC Screw Self Drilling



GB Orderline
For placing orders, delivery enquiries,
local stockists etc.
@ orderline@etexbp.co.uk
☎ 0800 373 636
📠 01275 379 037

Technical Services
Advisory service.
@ technical.siniat@etexbp.co.uk
☎ 0800 145 6033

The Training Centre
For all drywall training needs from
basic introduction to advanced skills
and development.
☎ 0800 145 6033



PLASTERBOARD
PORTFOLIO

DRYLINING PRODUCT RANGE



**Etex Building
Performance Limited**
Marsh Lane,
Easton-in-Gordano,
Bristol, BS20 ONE
+44 (0) 1275 377 773



THE SINIAT RANGE

SINIAT BOARD

A range of standard, performance and specialist plasterboards, including solutions for sound, fire and thermal applications.



SINIAT FRAME

A range of strong, lightweight and economic metal framing solutions for drylining.



SINIAT FIX

Siniat screws and adhesives specifically designed for use with plasterboard.



SINIAT FINISH

Complete range of finishing products for seamless taping and jointing for two and three coat applications.



SINIAT LIFETIME SYSTEM WARRANTY

When systems are built entirely with Siniaat components and materials, by qualified professionals, in accordance with our latest literature and relevant standards, we can offer our invaluable **Siniat Lifetime System Warranty**.

Further details about all Siniaat products and the Siniaat Lifetime System Warranty can be found on our website – siniat.co.uk



BUILDING REGS AT A GLANCE

Approved Documents set out minimum requirements to conform to building regulations and make buildings safer, quieter, more comfortable and environmentally friendly.

Approved Document B (Fire safety)

The document covers a wide range of topics related to fire safety including the behavior of materials in the event of fire and the spread of fire within and between the buildings.

Approved Document B specifies provisions of compartmentation which aims to contain fire to ensure safe escape and allow access for firefighting purposes. It defines minimum fire resistance requirements for wall and floor systems based on the height, location and the purpose of building.

Approved Document E (Acoustics)

Approved Document E contains the minimum sound insulation and impact resistance requirements for internal separating walls and floors between the dwellings. Additionally, it provides guidance for sound flanking control and requirements for sound reverberation in large open spaces. It describes the ways to show compliance with building regulations and include suggestions on wall, floor, ceiling and staircase systems and details to achieve building regulation requirements.

Approved Document L (Conservation of fuel and power)

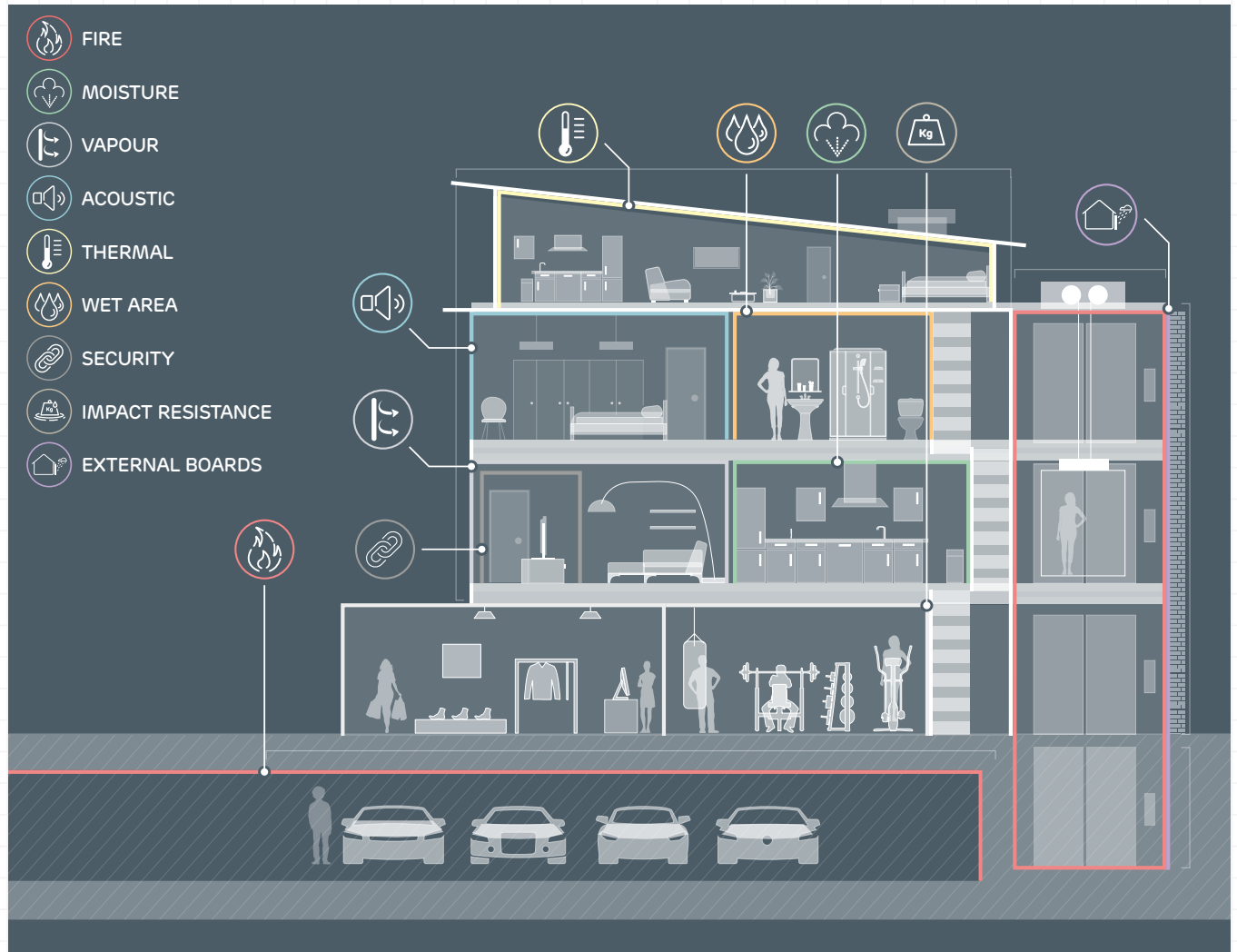
The document sets out legal framework for energy efficiency of the buildings. It targets the heat loss and gain of the building by establishing minimum U-values of the elements (the speed of heat transfer through the element) and introduce Target CO₂ Emission Rate to reduce environmental impact of the building.

Approved Document Q (Security)

The document aims to reduce the risk of unauthorized access to a building and applies to all newly built dwellings. It states that easy accessible doors and windows must resist opportunistic attack. Also, secure door sets in lightweight walls must include a resilient layer (see Siniaat Securtex).

QUICK GUIDE TO SOLUTIONS THAT MEET ALL BUILDING REQUIREMENTS

Our plasterboard range and drylining systems meet the practical and performance needs of all new-build and refurbishment projects.



SINIAT BOARD SOLUTIONS

Siniat provides a wide range of performance and specialist plasterboards for all your drylining needs.

WHERE?	WHY?	SINIAT METAL FRAMING Vs. TIMBER
<ul style="list-style-type: none">• Domestic and commercial• Metal or timber partitions• Linings, floors and ceilings	<ul style="list-style-type: none">• To meet Part B, Part E, Part L and Part Q requirements• Higher levels of protection against impact, sound, moisture and fire• Guaranteed results when used with Siniat drylining solutions	<ul style="list-style-type: none">• Accurate dimensions• No creeping, warp, bow or shrinkage• Light and easy to use• Strong and durable• Faster to install

STANDARD BOARD SOLUTIONS

GTEC STANDARD BOARD

Used for internal walls, ceilings and partitions. Available with tapered or square edges in various sizes.



SIZES AVAILABLE			
Tapered Edge		Square Edge	
9.5 x 900 x 1800	12.5 x 1200 x 2700	9.5 x 900 x 1800	12.5 x 1200 x 2400
9.5 x 1200 x 2400	12.5 x 1200 x 3000	9.5 x 1200 x 2400	12.5 x 1200 x 2700
9.5 x 1200 x 2700	15 x 900 x 1800	12.5 x 900 x 1800	12.5 x 1200 x 3000
12.5 x 900 x 1800	15 x 900 x 2400	12.5 x 900 x 2400	15 x 1200 x 2400
12.5 x 900 x 2400	15 x 1200 x 2400		
12.5 x 1200 x 2350	15 x 1200 x 2700		
12.5 x 1200 x 2400	15 x 1200 x 3000		
12.5 x 1200 x 2500			

GTEC PLANK

A 19mm version of GTEC Standard Plasterboard for use in wall and flooring applications.




SIZES AVAILABLE	
Tapered Edge	Square Edge
19 x 600 x 2400	19 x 600 x 2400

VAPOUR SOLUTIONS

GTEC VAPOUR BOARD

Incorporates a metallised vapour control layer to control condensation. Suitable for linings to roofs.



SIZES AVAILABLE			
Tapered Edge		Square Edge	
12.5 x 1200 x 2400	12.5 x 1200 x 3000	12.5 x 900 x 1800	
12.5 x 1200 x 2700	15 x 1200 x 2400	12.5 x 1200 x 2400	

MOISTURE SOLUTIONS

GTEC MOISTURE BOARD

For use where some moisture is present in the environment, such as bathrooms, kitchens and integral garages.



SIZES AVAILABLE			
Tapered Edge		Square Edge	
12.5 x 1200 x 2400	12.5 x 1200 x 3000		
12.5 x 1200 x 2700	15 x 1200 x 2400		

WET AREA SOLUTIONS

SINIAT AQUA BOARD

Siniat Aqua Board is a unique gypsum based board for use in high humidity and wet area applications. For areas with higher exposure to humidity such as bathrooms and wet rooms, Siniat Aqua Board is a tile-backing board that can also be easily decorated.



SIZES AVAILABLE			
Tapered Edge		Square Edge	
12.5 x 1200 x 850	15 x 1200 x 2400		
12.5 x 1200 x 2400	15 x 1200 x 3000		
12.5 x 1200 x 2700			

FIRE SOLUTIONS

GTEC FIRE BOARD

Suitable for wall linings, partitions and ceilings that require superior fire performance to meet Part B Building Regulations.

Note: Fire moisture solutions available.



SIZES AVAILABLE

Tapered Edge

12.5 x 900 x 1800	15 x 900 x 1800
12.5 x 1200 x 2400	15 x 1200 x 2400
2.5 x 1200 x 2700	15 x 1200 x 2700
12.5 x 1200 x 3000	15 x 1200 x 3000

Square Edge

12.5 x 900 x 1800
12.5 x 1200 x 2400

TILEBACKER

TILEBACKER

A versatile water resistant fibre cement tile-backing board for domestic bath and shower room installations.



Sizes Available

Square Edge

6 x 1200 x 800
12.5 x 1200 x 800

MULTIPURPOSE PANEL

MULTIPURPOSE PANEL

A versatile A1 fire rated calcium silicate building board suitable for use in a wide range of internal and semi-exposed applications. It is resistant to the effects of moisture and can withstand constant temperatures of up to 80 degrees – ideal for boiler backing, stove lining and soffit lining.



SIZES AVAILABLE

Square Edge

6 x 800 x 1220	9 x 1220 x 2440
6 x 1220 x 2440	12 x 1220 x 2440

ACOUSTIC SOLUTIONS

GTEC E BOARD

A 10kg board to meet Part E Regulations. Suitable for installation with stud partitions, lining systems and ceilings especially designed for use within dwellings.



SIZES AVAILABLE

Tapered Edge

12.5 x 1200 x 2400

GTEC dB BOARD

Suitable for installation with stud partitions, lining systems and ceilings that require superior acoustic performance.



SIZES AVAILABLE

Tapered Edge

12.5 x 1200 x 2400	15 x 1200 x 2400
12.5 x 1200 x 2700	15 x 1200 x 2700
12.5 x 1200 x 3000	15 x 1200 x 3000



IMPACT AND SECURITY SOLUTIONS

GTEC UNIVERSAL BOARD

Suitable for wall linings, partitions and ceilings that require superior acoustic, fire and impact performance.



SIZES AVAILABLE	
Tapered Edge	
12.5 x 1200 x 2400	15 x 1200 x 2700
12.5 x 1200 x 3000	15 x 1200 x 3000
15 x 1200 x 2400	

SINIAT MEGADECO

Pre-sealed performance board for rapid decoration, combining fire and impact resistance with acoustic insulation.



SIZES AVAILABLE	
Tapered Edge	
12.5 x 1200 x 2400	15 x 1200 x 2400
12.5 x 1200 x 2700	15 x 1200 x 2700
12.5 x 1200 x 3000	15 x 1200 x 3000

SINIAT SECURTEX BOARD

A reinforced plasterboard for secure partition systems meeting requirements of Secured By Design and Part Q for residential and commercial buildings.



SIZES AVAILABLE	
Square Edge	
15 x 1200 x 2400	15 x 1200 x 3000
15 x 1200 x 2700	

SINIAT LADURA

Superior impact and pull out resistance for use in high traffic areas and extreme duty applications. Our strongest plasterboard that also offers moisture resistance.



SIZES AVAILABLE	
Tapered Edge	
12.5 x 1200 x 2400	15 x 1200 x 2400
12.5 x 1200 x 3000	15 x 1200 x 3000

THERMAL SOLUTIONS

GTEC THERMAL EPS BOARD *

GTEC Standard Board laminated to expanded polystyrene to create a product which offers up to 21x thermal resistance of standard plasterboard.**



SIZES AVAILABLE	
Tapered Edge	
22 x 1200 x 2400	40 x 1200 x 2400
30 x 1200 x 2400	50 x 1200 x 2400

GTEC THERMAL XP BOARD *

GTEC Standard Board laminated to extruded polystyrene to create a product which offers 29x thermal resistance of standard plasterboard.**



SIZES AVAILABLE	
Tapered Edge	
27 x 1200 x 2400	
35 x 1200 x 2400	
55 x 1200 x 2400	

GTEC THERMAL PIR BOARD *

GTEC Standard Board laminated to polyisocyanurate foam insulation to create a product which offers 44x thermal resistance of standard plasterboard.** Prevents cold spots where surface condensation could form. A vapour barrier is provided as standard to control condensation within the wall.



SIZES AVAILABLE	
Tapered Edge	
37.5 x 1200 x 2400	72.5 x 1200 x 2400
52.5 x 1200 x 2400	82.5 x 1200 x 2400
62.5 x 1200 x 2400	

* Not available in Northern Ireland and Republic Of Ireland.
** Percentage values quoted are a comparison of the thermal conductivity of the laminated insulation to standard plasterboard.
Check building regulations for use of combustible insulation in external walls.

GTEC THERMAL K BOARD *

GTEC Standard Board laminated to phenolic foam insulation to create our top performing product which offers 59x thermal resistance of standard plasterboard.** Ideal when space is crucial. Superior performance from a thinner board.

**SIZES AVAILABLE****Tapered Edge**

30 x 1200 x 2400	60 x 1200 x 2400
40 x 1200 x 2400	70 x 1200 x 2400
50 x 1200 x 2400	

WEATHER DEFENCE**SINIAT WEATHER DEFENCE**

Siniat Weather Defence is a revolutionary gypsum-based sheathing board, faced with a water-resistant material. It is strong, easy to cut, lightweight and highly moisture and fire resistant. Weather Defence is a faster way to a weather-tight building compared to traditional sheathing boards.

**SIZES AVAILABLE****Square Edge**

12.5 x 1200 x 2400

* Not available in Northern Ireland and Republic Of Ireland.

** Percentage values quoted are a comparison of the thermal conductivity of the laminated insulation to standard plasterboard.

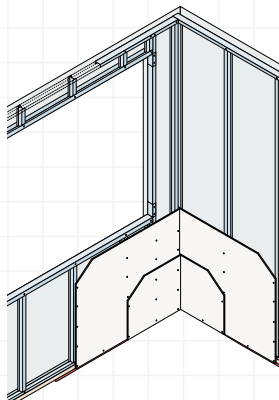
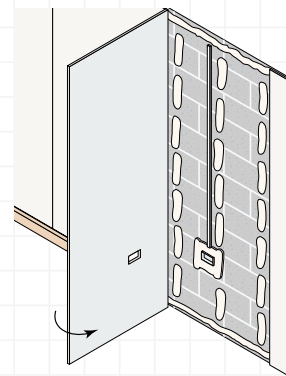
Check building regulations for use of combustible insulation in external walls.

DRYLINING SOLUTIONS

Siniat provides a range of products and drylining solutions that are designed to meet building and refurbishment requirements.

WALL LININGS**SINIAT DIRECT BOND SYSTEM**

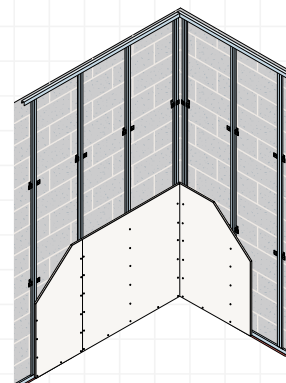
For fixing Siniat plasterboards directly onto masonry backgrounds. A quick and effective system to install with no mechanical fixings required. When direct bonding thermal boards please use available plugs top left and right. ▶

**◀ SINIAT INDEPENDENT WALL LINING SYSTEM**

A wall lining system designed for installation which is independent of existing walls. Suitable for uneven substrates or where the substrate cannot be boarded.

SINIAT DRYLINER SYSTEM

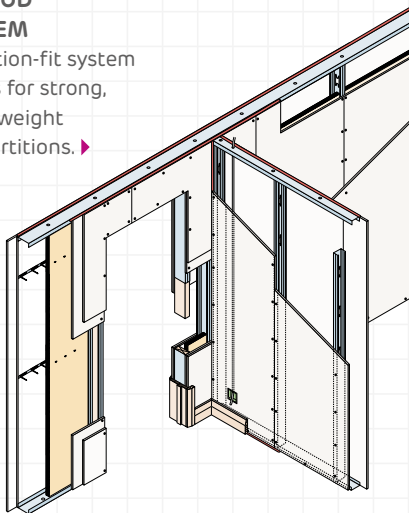
Suitable for drylining both new and existing uneven backgrounds, and for the concealment of services. A dry, quick and cost effective system using secure mechanical fixings. ▶



PARTITIONS

SINIAT METAL STUD PARTITION SYSTEM

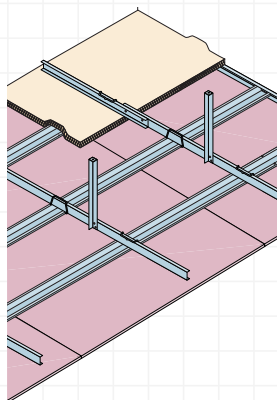
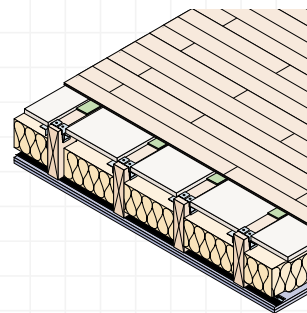
An economical friction-fit system to assemble frames for strong, compact and light-weight non-loadbearing partitions. ▶



FLOORS AND CEILINGS

SINIAT ACOUSTIC FLOOR SYSTEM

A free-floating, sound insulating floor system for structural joist framing. Designed as a separating floor between and within dwellings. Exceptional airborne and impact resistance. ▶

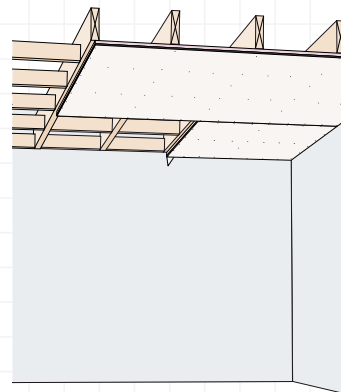


◀ SINIAT SUSPENDED MF CEILING SYSTEM

Providing a high performance ceiling with sound insulation and fire protection. MF suspended ceilings can be used to upgrade and protect existing structures.

SINIAT DIRECT TO TIMBER CEILING SYSTEM

Using just boards and screws, direct to timber is the rapid installation method for attaching plasterboard to the underside of timber floor and roof trusses. ▶



CHOOSING YOUR FINISHING AND JOINTING COMPOUNDS

		APPLICATION			PRODUCT DETAIL			APPLICATION METHOD		
		Bedding Coat	Finishing Coat	Patching and Repair	Bag / Bucket Size	Coverage (m²)	Shelf Life	Hand	Machine	
POWDER	SETTING		✓	✓	✓	10	37	9	✓	X
			✓	X	X	12.5	37	9	✓	X
			✓	✓	X	25	150	9	✓	✓
READY MIX	AIR-DRYING		✓	✓	✓	20	135	9	✓	✓
			✓	✓	✓	20	135	9	✓	✓
			✓	✓	✓	20	135	6	✓	✓



SINIAT LIFETIME SYSTEM WARRANTY
When systems are built entirely with Siniat components and materials, by qualified professionals, in accordance with our latest literature and relevant standards, we can offer our invaluable Siniat Lifetime System Warranty.

SINIAT DRYLINING BOARD SELECTOR

A comprehensive range of plasterboards to meet all applications



GTEC Standard Board
Tapered or square edges available in a wide range of sizes.



GTEC Plank
19mm board for walls, ceilings and partitions.



GTEC Vapour Board
Vapour control lining for ceilings and external walls. BS EN 14190



GTEC Moisture Board
Use in bathrooms, kitchens and high moisture areas.



Siniat Aqua Board
Water and mould resistant. Used in wet and high humidity areas.



Siniat TileBacker
Siniat TileBacker is a fibre cement board for domestic bath and shower room installations.




Siniat Multipurpose Panel
A1 calcium silicate board for internal and external use.



GTEC Fire Board
When you need high levels of fire protection.

GTEC Fire MR
For fire and moisture resistance.



GTEC E Board
Designed for use in dwellings as defined by Approved Document E Regulations.



GTEC dB Board
Superior acoustic performance.



GTEC Universal Board
Multi-purpose, combining fire, sound and impact resistance.



Siniat Megadeco
Fire, sound and impact resistance with pre-sealed faces. Use with Deco Jointing System.



Siniat LaDura
Multi-purpose, combining fire, sound and impact resistance.



Siniat Securtex Board
A reinforced plasterboard for secure partition systems.



GTEC Thermal Board
Bonded to different types of insulation to suit a variety of thermal requirements. BS EN 13950

MEASUREMENTS															
Thickness (mm)	9.5, 12.5, 15.0	19.0	9.5, 12.5, 15.0	12.5, 15.0	12.5, 15.0	6, 12	6, 9, 12	12.5, 15.0	12.5	12.5, 15.0	12.5, 15.0	12.5, 15.0	12.5, 15.0	15	22–70
Width (mm)	900, 1200	600	900, 1200	1200	1200	800	800, 1200	900, 1200	1200	1200	1200	1200	1200	1200	1200
Length (mm)	1800 – 3600	2400	1800, 2400, 2700, 3000	2400, 2700, 3000	850, 2400, 2700	1200	1200, 2440	1800, 2400, 2700, 3000	2400, 2700	2400, 2700, 3000	2400, 2700, 3000	2400, 2700, 3000	2400, 3000	2400, 2700, 3000	2400
BS EN 520: 2004 Type	A	A	A	H2	GM-F, GM-H1, GM-I (TO BS EN 15283)	N/A	N/A	D, F	D	D, I	D, F, I, R	D, F, I, R	D, E, F, H1, I, R	D, F, I, R	N/A
WALL LININGS															
Direct Bond	✓	✓	X	X	X	X	X	✓	✓	✓	✓	✓	X	N/A	✓
Dryliner	✓	✓	✓	✓	✓	✓	✓	✓	✓	✓	✓	✓	✓	N/A	✓
Independent Wall Lining	✓	✓	✓	✓	✓	✓	✓	✓	✓	✓	✓	✓	✓	N/A	✓
Linings to Timber Frame	✓	✓	✓	✓	✓	✓	✓	✓	✓	✓	✓	✓	✓	N/A	✓
PARTITIONS															
GTEC Metal Stud Partitions	✓	✓	✓	✓	✓	✓	✓	✓	✓	✓	✓	✓	✓	✓	✓
GTEC Timber Stud Partitions	✓	✓	✓	✓	✓	✓	✓	✓	✓	✓	✓	✓	✓	✓	✓
FLOORS & CEILINGS															
Acoustic Floor	X	✓	X	X	X	X	X	✓	X	✓	✓	✓	✓	N/A	X
Suspended MF Ceiling	✓	✓	✓	✓	✓	X	X	✓	✓	✓	✓	✓	✓	N/A	✓
Direct to Timber Ceiling	✓	✓	✓	✓	✓	X	X	✓	✓	✓	✓	✓	✓	N/A	✓